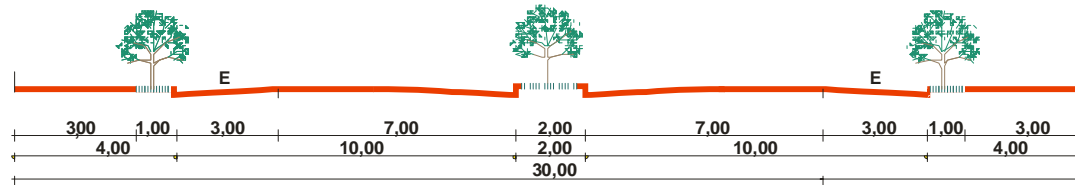
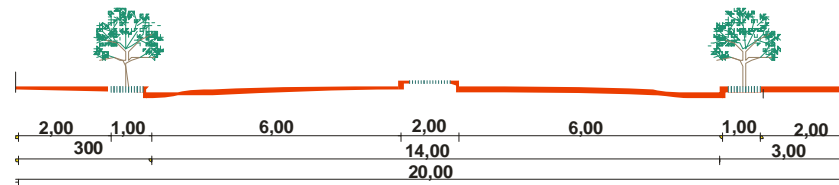
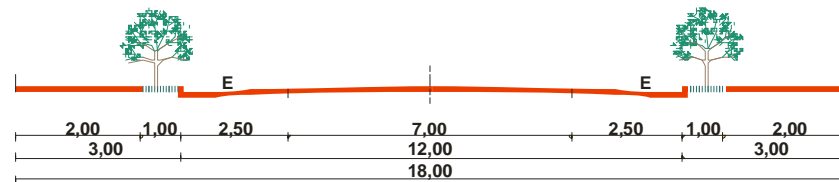


VIAS DE CIRCULAÇÃO

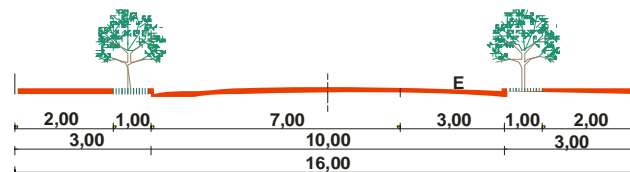
VIA DE ACESSO



VIAS PRINCIPAIS



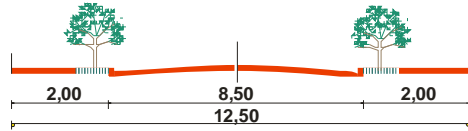
VIA COLETORA



VIAS LOCAIS


ANEXO 07

VIA LOCAL (ACESSO)




VIAS PARTICULARES (CONDOMINIAIS)

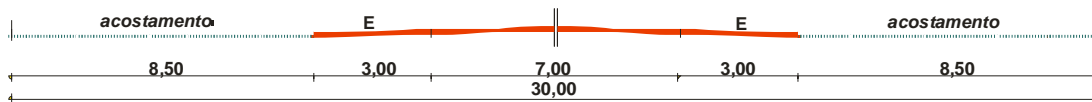
Via com mais de 50,00 m de comprimento



Via até 50,00 m de comprimento



ESTRADAS MUNICIPAIS



CUL-DE-SAC

Dimensões mínimas para vias particulares. Outras dimensões, serão aceitas pelo SMPG, se compatíveis com o gabarito da via.

